


QUARTERLY PHYSICAL REPORT OF OPERATION
As of June 30, 2024


Department : State Universities and Colleges (SUCs)
Agency/Entity : Central Philippines State University
Operating Unit : < not applicable >
Organization Code (UACS) : 08 063 0000000


Particulars	UACS CODE	Physical Target (Budget Year)					Physical Accomplishment (Budget Year)					Variance as of June 30, 2024	Remarks
		1st Quarter	2nd Quarter	3rd Quarter	4th Quarter	Total	1st Quarter	2nd Quarter	3rd Quarter	4th Quarter	Total		
1	2	3	4	5	6	7	8	9	10	11	12	13	14
HIGHER EDUCATION PROGRAM	3101000000000000												
OO : Relevant and quality tertiary education ensured to achieve inclusive growth and access of poor but deserving students to quality tertiary education increased													
Outcome Indicator(s)													
1. Percentage of first-time licensure exam takers that pass the licensure exams		95% (389/411)	34% (30/88)	65% (281/432)	12% (73/615)	50%	58% (63/109)	92% (304/330)			84%	34%	Complied with a total of 84% (367/439) and a positive variance of 34% as of 2nd Quarter
2. Percentage of graduates (2 years prior) that are employed		20% (407/2,037)	40% (814/2,037)	60% (1,223/2,037)	60% (1,223/2,037)	60%	14% (287/2,024)	45% (907/2,024)			45%	15%	Complied with a total of 45% (907/2,024) and a negative variance of 15% as of 2nd Quarter
Output Indicator(s)													
1. Percentage of undergraduate students enrolled in CHED-identified and RDC-identified priority programs		83% (10,850/13,039)	-	83% (11,678/14,071)	-	83%	85% (10,694/12,643)	-			85%	2%	Complied with a positive variance of 2% as of 1st Quarter
2. Percentage of undergraduate programs with accreditation		68% (42/62)	-	-	-	68.00%	88% (43/49)	-			88%	20%	Complied with a positive variance of 20%
RESEARCH PROGRAM	3202000000000000												
OO : Higher education research improved to promote economic productivity and innovation													
Outcome Indicator(s)													
1. Number of research outputs in the last three years utilized by the industry or by other beneficiaries		1	3	5	2	11	0	1			1	10	Research output has been extended to target beneficiaries waiting for certificate of utilization
Output Indicator(s)													
1. Number of research outputs completed within the year		6	13	24	5	48	13	16			29	19	Early conduct of research in-house review and regular call for submission of completed researches
2. Percentage of research outputs published in internationally-refereed or CHED recognized journal within the year		2.03% (3/148)	5.41% (8/148)	9.46% (14/148)	11.49% (17/148)	11.50%	0.68% (1/148)	1.35% (2/148)			2.03%	9.47%	Fall short of target due to revisions of research outputs based on the inputs given by the evaluators during the in-house research evaluation
TECHNICAL ADVISORY EXTENSION PROGRAM	3301000000000000												
OO : Community engagement increased													
Outcome Indicator(s)													

Department : State Universities and Colleges (SUCs)
 Agency/Entity : Central Philippines State University
 Operating Unit : < not applicable >
 Organization Code (UACS) : 08 063 0000000

Particulars	UACS CODE	Physical Target (Budget Year)					Physical Accomplishment (Budget Year)					Variance as of June 30, 2024	Remarks
		1st Quarter	2nd Quarter	3rd Quarter	4th Quarter	Total	1st Quarter	2nd Quarter	3rd Quarter	4th Quarter	Total		
1	2	3	4	5	6	7	8	9	10	11	12	13	14
1. Number of active partnerships with LGUs, industries, NGOs, NGAs, SMEs, and other stakeholders as a result of extension activities		4	4	4	3	15	0	10			10	5	Complied with a total of 10 partnerships and a negative variance of 5 as of 2nd quarter
Output Indicator(s)													
1. Number of trainees weighted by the length of training		1,132	1,168	1,134	766	4,200	0	3,735			3,735	465	Complied with a total 3,735 trainees and a negative variance of 465 as of 2nd quarter
2. Number of extension programs organized and supported consistent with the SUC's mandated and priority programs		3	3	4	4	14	0	5			5	9	Complied with a total of 5 programs and a negative variance of 9 as of 2nd quarter
3. Percentage of beneficiaries who rate the training course/s as satisfactory or higher in terms of quality and relevance		94.96% (1.075/1.132)	95.03% (1.110/1.168)	94.97% (1.077/1.134)	95.04% (728/766)	95.00%	0%	89% (3.735/4.200)			89%	6%	Complied with 89% (3735/4200) satisfaction rate as of 2nd Quarter

Prepared By: 
 MARIA CRISTINA I. CANSON-BADAJOS, MENE
 DIRECTOR, PLANNING AND DEVELOPMENT OFFICE
 Date: July 9, 2024 11:53 AM

In coordination with:

 CHRISTIAN G. TAGUINES
 BUDGET OFFICER II
 Date: July 9, 2024 11:03 AM

Approved By: 
 ALADINO CUIZON MORACA, PH. D.
 SUC PRESIDENT II
 Date: July 9, 2024 02:43 PM